

The all-new
SWIFT



TEMPTATION...



comes alive

Here's a taste of excitement, driving pleasure, performance, safety, and thrill you can expect. Feel unique as you cruise through our color palette and make one your own.

DISCOVERY

runs wild



EXTERIOR.....	6
INTERIOR.....	18
PERFORMANCE.....	34
SAFETY.....	46
DRIVING AMENITIES...	52
ACCESSORIES.....	60
SPECIFICATION.....	64

EXTERIOR

turns heads

Honestly, I love beautiful things because my world revolves around them! Therefore, it's no wonder that my Suzuki Swift delivers on beauty, looks and elegance.

Hania Amin





ADJUSTABLE, AUTOMATIC LED PROJECTOR HEAD LAMPS

Sensor enabled power beams maximize visibility in the darkest of nights.



DRL (DAYTIME RUNNING LAMP)

Show-stopping technology commands attention.

HONEYCOMB FRONT GRILL

Detailing that accentuates curves for a bold persona.



DESIGN

stands out





ALLOY WHEELS

Polished alloys add to the appeal of your Swift, allowing the suspension to follow terrain more easily, providing you with a better grip and a sporty look.

KEYLESS SMART ENTRY

Proximity alerts your car even when you have the remote in your pocket. Enjoy your new favourite no-contact sport!



BACK DOOR HANDLES

Pillar mounted back door handles, crafted for people with an eye for style, give your Swift that sporty vibe.



REAR WIPERS

Cleverly placed rear washer and wiper blades provide optimized cleaning because the all-new Swift deserves to be taken care of.

REAR LED LIGHTS

From front to back the Suzuki Swift is stylized with a careful eye to detail. Wide rear tail-lights add to its beauty with a clear display.



demands respect



COLOR
becomes choice



PHOENIX
RED



MINERAL
GRAY



SOLID
WHITE



SILKY
SILVER



CERULEAN
BLUE



BLACK

INTERIOR

delivers style

I believe in an audio visual world! So, while audio is most important to me, the visual aspect cannot be ignored! That's why I've chosen Suzuki Swift. It's a class act on style!

Umain Jaswal



STYLISH, FUNCTIONAL, REFINED SEATING

Slide in behind the wheel and you'll see the clean, elegant lines and attention to detail that gives a more comfortable and efficient driving experience. The cylindrical gauges, cockpit-like center console give a feeling of confidence before you even start the engine.

ABSOLUTE CONTROL WITH HEIGHT ADJUSTMENT

Pull up or push down the adjustment lever to raise or lower the seat according to your preference.



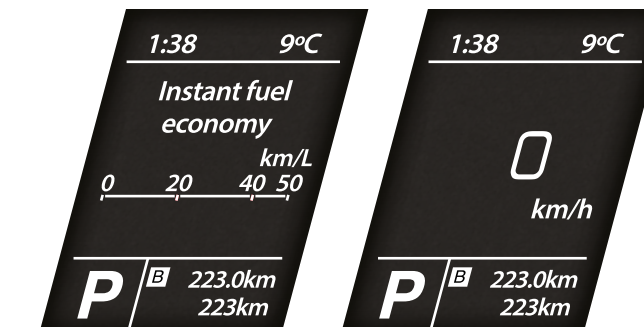


EASY-TO-SEE, STYLISH METER CLUSTER

Chrome accents on a black interior makes scaled guages pop, sporty red and white highlights give off a chronograph feel.

4.2 INCH MULTI-INFORMATION DISPLAY

Data that makes sense
instantaneously, helps you
decide when to hold
and when to floor it.
Take charge.



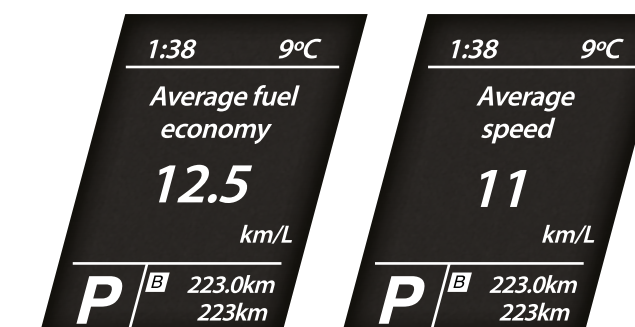
INSTANT FUEL ECONOMY

SPEED



RANGE

DRIVING TIME



AVERAGE FUEL ECONOMY

AVERAGE SPEED



BLUETOOTH COMPATIBLE AUDIO SYSTEM

Enjoy music and respond to or make calls conveniently, connect your phone to the infotainment system through Bluetooth.

NAVIGATION SYSTEM

Explore new routes with your Suzuki Swift's navigation system. Always know where you are and where you're headed.

INDEPENDENT SIM CONNECTION

Give your Suzuki Swift its own connection, without any hassle and complicated controls. Simply add a sim to the infotainment system.

9 INCH SCREEN

Sporting the largest screen in the category, 9 inches of screen-real-estate means a clearer, enhanced display.

MORE WIRELESS CONNECTIONS AND SCREEN MIRRORING

Functions beyond just music and calling, connect your Android or Apple smartphones to the infotainment system for screen mirroring.

ULTRA-SMOOTH SPEEDY EXPERIENCE

Octa-core processor with 4GB RAM

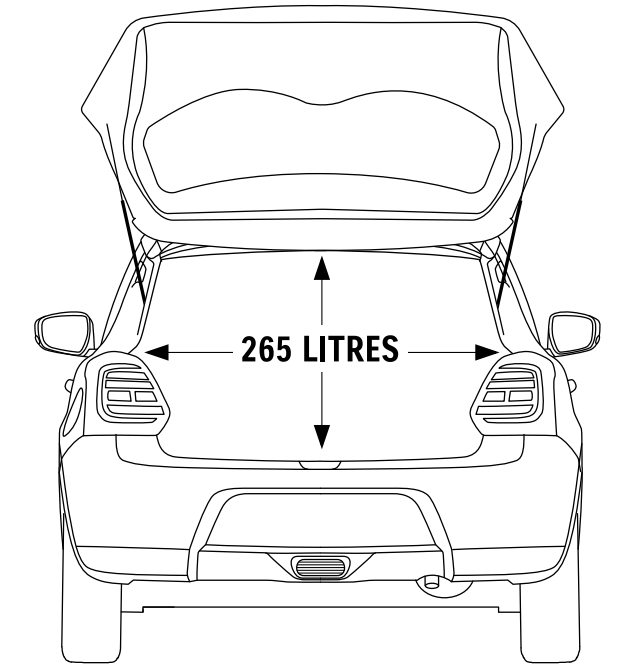




CABIN SPACE MAKES YOU WONDER



STEP-IN TO AN EXPANSE OF LUXURY AND COMFORT



SPACE THAT'S STYLISH YET SENSIBLE

An evolution in vehicle packaging allows your Swift to meet the needs of drivers who want both style and space. 265 liters of extra allowance in the cabin and luggage space goes a long way.

Maximize the joy of pursuing your hobbies or in simply having more space for fun.



Accessory socket
Console box tray

CABIN AND LUGGAGE SPACE THAT EXPANDS THE WAY YOU HAVE FUN

Generous luggage space allows you to take more, and the split, fold-down rear seatbacks help you fit what you need. Ample head clearance is provided by low seating positions, and numerous easy-to-use storage spaces are a short reach away.



Glove box



Rear-door bottle holder



Rear cup holder



SPLIT-FOLDING SEAT OPTION

The 60:40 split ratio option in the rear seats allows passengers to comfortably sit in the back while different amounts and sizes of cargo are accommodated.



Chrome door handle



Front-door pocket



Passenger-seat back pocket



Front cup holder x 2

PERFORMANCE

exceeds expectation



No matter what the turf, when I drive, I drive and my Suzuki Swift is so similar to me, it almost seems like my mechanical double and we're both in it for the long... long run.

Babar Azam

ACTIVE
gets hands-on



The racecar-like D-shaped steering wheel, front seats that firmly hold, and a centre console angled toward the driver, help form a sporty and quality environment that unifies car and driver.



A HEART-THROBBING DRIVING PULSE AND UNCOMPROMISING FUEL EFFICIENCY

Quick and expansive acceleration. VVT technology for excellent mileage.

VARIABLE VALVE TIME (VVT)

VVT technology provides an enhanced engine performance by varying the time engine valves stay open. This ensures better fuel consumption and minimal exhaust emissions, so fuel is burned more cleanly and efficiently.

1.2 PETROL ENGINE – MORE POWERFUL DRIVING

Heightened compression ratio results in better thermal efficiency for powerful driving. Knocking, is suppressed by the engine's augmented cooling performance. Fuel combustion has been enhanced, friction has been reduced and efforts have been made to make the engine light and compact.





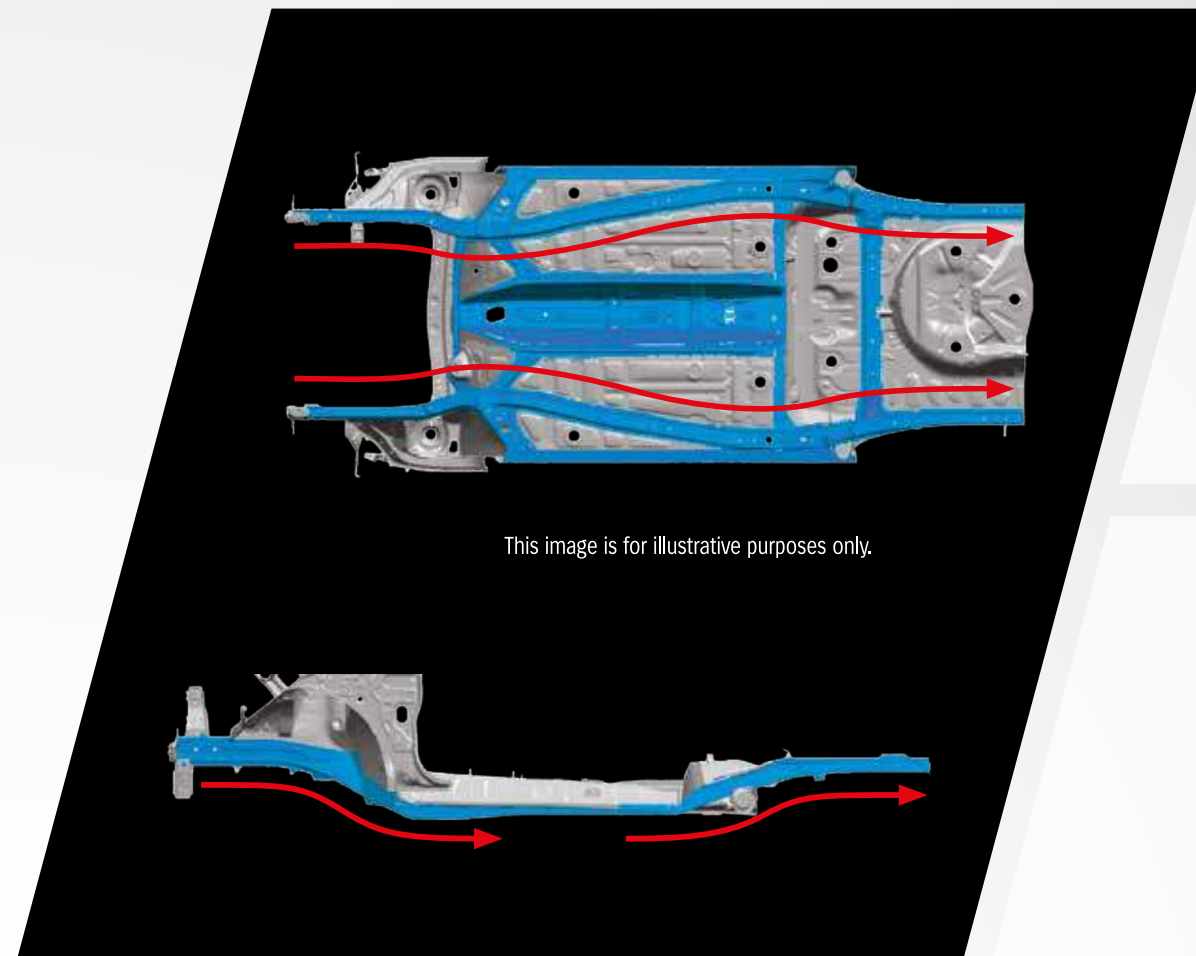
SHIFT

that rewards

CVT TRANSMISSION WITH SPORTS MODE

Stay firmly in control thanks to the Continuously Variable Transmission (CVT) that seamlessly transitions power. Engage sports mode at the touch of a button, to rev up to a faster, powerful overall response.

HEARTECT





LIGHTNESS AND STRENGTH FOR ENHANCED FUNDAMENTAL PERFORMANCE

The HEARTECT next-generation platform features a high-rigidity frame that contributes to crash safety, and the frame's continuous and smoothly curving shape with fewer joints effectively disperses impact energy in case of a collision. As part of HEARTECT, a newly designed suspension, both up-front and in the rear, underpins a nimble driving experience, providing both the linear steering control for which the all-new Swift is known, and a ride quality that is solid yet supple and comfortable.

LIGHT AND HIGHLY RIGID BODY FOR AGILE DRIVING AND GOOD FUEL ECONOMY

Extensive use of high-tensile steel and ultra-high-tensile steel such as in the upper body and underbody, achieves both lightness and high rigidity for enhanced driving pleasure and excellent fuel economy.



MINIMUM TURNING RADIUS OF 4.8M FOR EASIER MANEUVERABILITY

Use of the new platform allows for an impressive turning angle, resulting in a turning radius of only 4.8m. Enabling small turns on narrow streets and in tight parking spaces.





SAFETY
that's reliable



SRS AIRBAG

INJURY MITIGATION BODY FOR PEDESTRIAN SAFETY

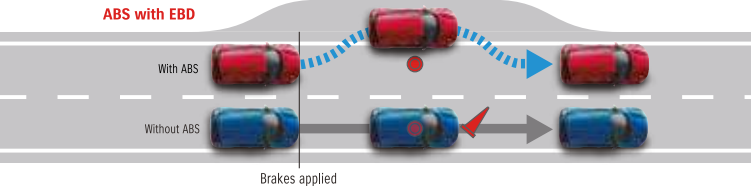
Pedestrian safety has also been thoroughly considered. Such features as an impact-absorbing bonnet, wiper system and front bumper are designed to mitigate pedestrian head and leg injuries in the event of a collision.

- 1. Impact-absorbing cowl top
- 2. Impact-absorbing wiper system
- 3. Impact-absorbing bonnet hinges
- 4. Impact-absorbing bonnet
- 5. Impact-absorbing bumper



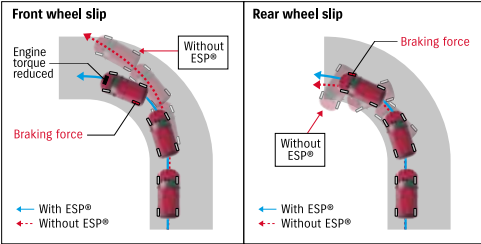
ABS + EBD FOR SUPPORTING DRIVE BRAKING

Suzuki Swift assures the safety of drivers, with Anti-Lock Braking System. ABS ensures safety in case of sudden emergency brakes and along with Electronic Brakeforce Distribution (EBD), distributes the force of braking automatically on all wheels separately, to avoid collision and also increase vehicle traction while on road.



ESP CONTROL

Should the wheels lose traction, ESP (Electronic Stability Program) control automatically adjusts the engine and brakes to help keep the driver in control.



HILL HOLD CONTROL

Your Suzuki Swift is focused on serving your needs to exactly the right degree.



CAR ALARM

A robust car alarm system provides security against unauthorized access.

6 OCCUPANT-PROTECTIVE SRS AIRBAG SYSTEM FOR COLLISION SAFETY

Your protection is top priority for the Suzuki Swift which comes fitted with 6 power-packed SRS airbags set to deploy from both the front as well as the sides in case of collision keeping you secure from all sides.





CONTROL

that elevates

Life has never been more exciting, but juggling between cricket and showbiz, I can hardly find space for myself. But thanks to my Suzuki Swift, there's always room for me, my friends and my stuff.

Sana Mir

POWER PACKED CONTROL HUB

MAXIMUM CONVENIENCE FOR YOU!

Power windows let you raise and lower windows with the flick of a switch. Safety of anti-pinch technology prevents any window-roll-up injuries on the driver's side. Electronic mirrors control to adjust side-view mirrors, retractable mirrors control button, and a central door lock, all on one hub.



PUSH-START BUTTON

Push a single button to start this powertrain and begin your pleasure drive. The all-new Swift aims to make your life simple.





TILT ADJUST

Engineered for maximum driving comfort, steering adjusts to suit you and tilts to your desired level.

CRUISE CONTROL

Long distances seem shorter, with your Suzuki Swift's cruise control option that makes driving easier and invigorating for you.

TELESCOPIC STEERING

Pull and push the wheel to your liking with our telescopic engineering.



COMPLETE CONTROL IN YOUR HAND

Control, adjust and navigate through Information, Entertainment and Connectivity at the touch of a few buttons includes multi information display, audio volume and selection, hands-free phone, navigation, and smartphone integration.

HANDS FREE CALLING

Answer calls while enjoying the ride in the all-new Swift. Bluetooth® connectivity allows you to take and end calls without moving your hands from the wheel or your mind off the road.



4-SPEAKER SOUND SYSTEM

Booming surround sound system in the front and rear creates just the mood needed for a fun drive with your squad.

RETRACTABLE SIDE MIRRORS

Designed with elegant side mirrors that are retractable and adjustable at the touch of a button. Fitted with turning side lamps that pivot, allow the driver to feel absolute control.

PARKING SENSORS

Designed to give you optimized support and ultimate convenience while parking.

REAR VIEW CAMERA

A wide view angle provides you with increased visibility when backing out of a driveway or a car park. It indicates the projected trajectory of your vehicle for added safety.

CLIMATE CONTROL WITH OPTIMIZED DISPLAY

Serving your needs to exactly the right degree. The climate control panel allows intuitive operation with easy recognition through the use of a high-contrast LCD.





ACCESSORIES

that surprise



FRONT & REAR MUD FLAPS:

Catch dirt and mud kicked off the road and protect your car's undercarriage.



ARMREST:

Comfort for driver's arm, that doubles as a nifty storage compartment.



SPARE TYRE KIT:

Pragmatic spare tyre kit for any eventuality.



REAR SPOILER:

Snazzy roof end that adds personality and visual appeal.



MAJOR EQUIPMENT

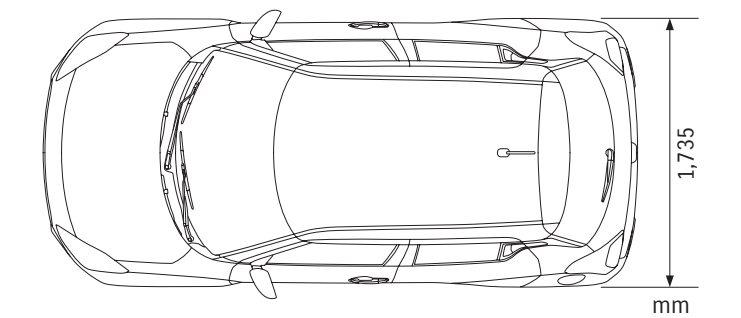
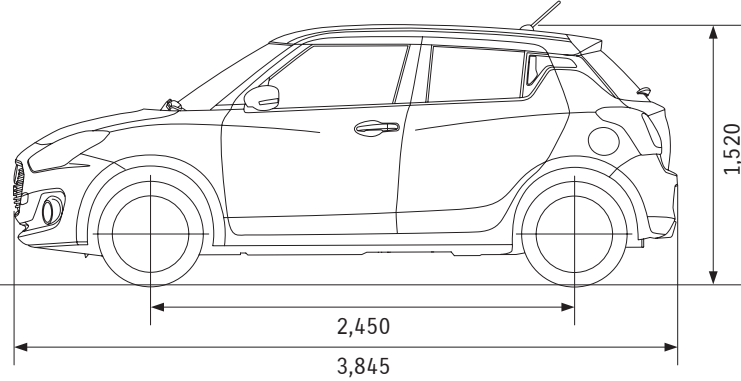
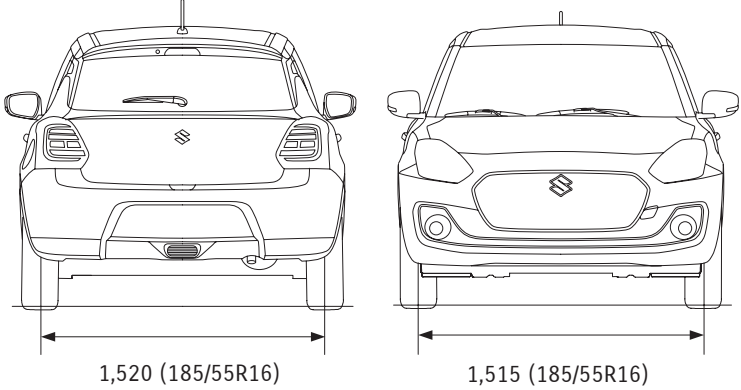
Model		Suzuki Swift			
Variant		GL	GL (CVT)	GL (CVT) <i>Limited Edition</i>	GLX (CVT)
Drive	FF	2WD	2WD	2WD	2WD
Exterior					
Outside door handles	Silky Silver, Solid White, Mineral Gray	Body Colour	Body Colour	Body Colour	Chrome
	Phoenix Red, Cerulean Blue, Black	Black	Black	Black	Chrome
ORVM (Outside Rear view mirror)	Body colour	S	S	S	S
Visibility					
Head Lamp	Halogen Multi-reflector	S	S	S	-
	LED projector	-	-	-	S
Head lamp leveling device	Manual	-	-	-	S
Automatic head lamp		-	-	-	S
DRL	*LED (Mounted on front bumper)*	S	S	S	-
	LED (Integrated in H/L)	-	-	-	S
Front fog lamp	Bulb	-	-	-	S
High mount stop lamp	LED	S	S	S	S
Rear combination lamp	LED	S	S	S	S
Rear camera		-	-	-	S
Wiper	Front: 2 speeds (low,high) + adjustable intermittent	S	S	S	S
	Rear: Intermittent	S	S	S	S
ORVM (Outside Rear view mirrors)	Electrical adjust	S	S	S	S
	Electrical fold (retractable)	-	-	-	S
	With built-in turn signal lamp	-	-	-	S
Rear Spoiler		-	-	S	-
Steering and Instrument Panel					
Power steering	Electric	S	S	S	S
	Tilt-adjust	S	S	S	S
	Telescopic	-	-	-	S
	Hands-free & Audio controls switch	-	-	-	S
9 inches infotainment system		S	S	S	S
Rear defogger switch		S	S	S	S
Tachometer		Analogue	Analogue	Analogue	Analogue
Fuel meter		Bar	Bar	Bar	Needle
Information Display integrated into meter culster	Instant fuel economy, Driving time, Speed, Range, Average fuel economy, Average speed	-	-	-	S
Driving Amenities					
Window opening	Front-Electric (with driver side anti-pinch technology)	S	S	S	S
	Rear-Electric	S	S	S	S
Smart trunk opener		-	-	-	S
Central door locking switch	Driver	S	S	S	S
Light-off & key reminder		S	S	S	S
Air Conditioner	Manual	S	S	S	-
	Automatic	-	-	-	S
Puncture repair kit		S	S	S	S

Variant		GL	GL (CVT)	GL (CVT) <i>Limited Edition</i>	GLX (CVT)
Cruise control		-	-	-	S
Sports mode		-	S	S	S
Audio	Front Speakers x 2	S	S	S	S
	Rear Speakers x 2	-	-	-	S
	Antenna (Roof) Micropole	S	S	S	S
Keyless entry	Remote control door opening / locks	S	S	S	S
	Smart keyless entery	-	-	-	S
Keyless push start		-	-	-	S
Armrest		-	-	S	-
Interior					
Door bottle holders	Front Door (1000ml)	S	S	S	S
	Rear door (600ml)	S	S	S	S
Door trim pocket	Front/Rear	S	S	S	S
Inside door handle	Chrome plating	-	-	-	S
Gear Shift knob	With ornament	Piano Black	Piano Black	Piano Black	Piano Black
Inside rearview mirror	Manual dimming	S	S	S	S
Foot rest	Driver	-	S	S	S
Cup holder	Front	2	2	2	2
	Rear	1	1	1	1
Luggage area light		S	S	S	S
Accessory socket		S	S	S	S
Sun visor	Driver & Passenger: with ticket holder and varity mirror	S	S	S	S
Room lamp	Roof Front (3-position)	S	S	S	S
Seats					
Front Seat	Headrest	Separate Type	Separate Type	Separate Type	Separate Type
	Height adjuster (Driver)	S	S	S	S
Rear Seat	Headrest	S	S	S	S
Safety and Security					
Childproof rear door locks	Rear door	S	S	S	S
Front airbag	Driver	S	S	S	S
	Passenger	S	S	S	S
Side airbags	Front	-	-	-	S
Curtain airbags		-	-	-	S
ABS with EBD		S	S	S	S
ESP		S	S	S	S
Parking sensors	Rear	-	-	-	S
Seat belts	Driver & Passenger (3-point ELR seatbelts with force limiter and shoulder height adjuster)	S	S	S	S
	Rear (3-point ELR - side & centre)	S	S	S	S
	Seatbelt reminder (Driver & Passenger)	S	S	S	S
Immobiliser		S	S	S	S
Security alarm		S	S	S	S
Hill hold control		-	S	S	S

MAJOR SPECIFICATIONS

Variant			GL	GL (CVT)	GL (CVT) <i>Limited Edition</i>	GLX (CVT)
Dimension						
Overall length		mm	3,845			
Overall width		mm	1,735			
Overall height		mm	1,520			
Wheelbase		mm	2,450			
Tread	Front	mm	1,515			
	Rear	mm	1,520			
Ground clearance		mm	160			
Turning radius		m	4.8			
Curb weight		kg	855	885	885	895
Capacity						
Fuel Tank Capacity		L	37	37	37	37
Seating Capacity			5	5	5	5
Engine						
Engine	Type (VVT)*		K12M			
	Valve mechanism		DOHC 16 Valve VVT			
	Piston displacement (cc)		1,197			
	Bore x stroke (mm)		73.0×71.5			
	Compression ratio		11			
	Maximum output (kW/rpm)		61/6,000			
	Maximum torque (N *m/rpm)		113/4,200			
	Fuel tank capacity (L)		37			
Chassis						
Wheel	16 inches Alloy wheels (Polished/Painted) + Center wheel cap		Painted	Painted	Painted	Polished
Brakes	Front ventilated disc		S	S	S	S
	Rear drum		S	S	S	S
Suspension	Front (MacPherson strut)		S	S	S	S
	Rear (Twist-beam)		S	S	S	S
Tyre size			185/55R16	185/55R16	185/55R16	185/55R16
Transmission						
Type			5MT	CVT	CVT	CVT
Gear Ratio	1st		3.545	4.006 ~ 0.550 (LOW:4.006 ~ 1.001, HIGH:2.200 ~ 0.550)	4.006 ~ 0.550 (LOW:4.006 ~ 1.001, HIGH:2.200 ~ 0.550)	4.006 ~ 0.550 (LOW:4.006 ~ 1.001, HIGH:2.200 ~ 0.550)
	2nd		1.904			
	3rd		1.240			
	4th		0.914			
	5th		0.717			
	Reverse		3.272	3.771	3.771	3.771
	Final Gear Ratio		4.388	3.757	3.757	3.757

*variable valve timing



PAK SUZUKI MOTOR CO. LTD. reserves the right to change, without notice, prices, colors, materials, equipments, specifications & models and also to discontinue the models

* Some pictures used in this brochure are of international models

RELATIONSHIP

that lasts



Your unshakable relationship with Suzuki is backed, by a country-wide network of sales, service and spare parts. Wherever you may be, you can trust there is a comprehensive eco-system you can rely on.



LARGEST DEALERSHIP NETWORK

Find 168 outlets in 91 cities.



WARRANTY

Enjoy 3 years or 60,000 km warranty.



EXTENDED WARRANTY

Peace of mind with complementary services.



GENUINE SPARE PARTS

Convenience of easy availability of spare parts, nationwide.



LARGEST SERVICE SHOP GRID

Experience the country's largest service shop network.




FIRST TWO FREE SERVICES

Get the first two services absolutely free.



SUZUKI ROADSIDE ASSISTANCE

Always ready to support in case of a car breakdown, our technically equipped, highly trained staff is one you can count on.



PAK SUZUKI MOTOR CO. LTD.

Head Office Karachi:

DSU-13, Pak Steel Industrial Estate, Bin Qasim, Karachi.
Call Centre: 021-111-SUZUKI (021-111-789-854)
Tel: 021-34723551-58 Fax: 34723521-3
E-mail: customercentre@paksuzuki.com.pk
Website: www.suzukipakistan.com

Regional Office South:

Plot No. 49-B, Block No. 6,
PECHS, Main Shahrāh-e-Faisal, Karachi.
Tel: 021-34541101-02

Regional Office Central Punjab:

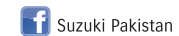
1st Floor, Silver Star Mall,
Fortress, Lahore.
Tel: 042-36688853-54

Regional Office South Punjab:

Office No. 402, 4th Floor
United Mall, Abdali Road, Multan.
Tel: 061-4586489, 4516491 Fax: 061-4581353

Regional Office North:

3rd Floor Malhi Plaza, Opp. Ministry of Defence,
Production Building, Murree Road, Rawalpindi, Cantt.
Tel: 051-5130230 Fax: 051-5120657



Suzuki Pakistan



Suzuki Pakistan



@SuzukiPakistan



Suzuki Pakistan