

JAECCO


ALL-ROAD. ALL-WHEEL DRIVE.
ALL-ELECTRIC. THE JAECCO J6.
BLAZE ANY TRAIL.



GENEROUS AND VERSATILE
INTERIOR SPACE

9 DRIVING MODES WITH
INTELLIGENT WHEEL DRIVE

15.6-INCH CENTRAL CONTROL SCREEN
WITH ULTRA-WIDE VIEWING ANGLE



9 DRIVING MODES. LIMITLESS THRILLS.

Designed for the free-spirited, the rugged yet stylish Jaecoo J6 eSUV comes with nine driving modes for exceptional versatility. Switch modes seamlessly using voice control as you drive. Together with traction control for superior grip, there's nowhere the J6 can't take you.



Tame every road with **9 driving modes** and Intelligent Wheel Drive.



ALL-WHEEL DRIVE. TO CONQUER ALL.

Adventure doesn't wait for perfect conditions. The Jaecoo J6 is built to take on the elements and turn heads while doing it. Navigating rocky trails, wading through rivers or chasing sunsets? Do it with off-road muscle, cutting-edge tech and a design that commands attention.

Off-road dominance runs deep.

With 195mm ground clearance and a 600mm fording depth, water crossings feel like a walk in the park. Approach steep climbs confidently with a 28° ramp angle and 32° departure angle, designed to minimise interference on rugged paths. The dual-motor system pumps out 205kW of power, while the Intelligent Wheel Drive (IWD) system keeps traction in check.



Bold from edge-to-edge.

Sculpted for presence. Designed for conquest. The sharp angular lines and wide fender flares give the J6 an aggressive stance, living up to its off-road DNA. Wrapped in signature eCUBE styling, it's more than an SUV—it's a statement.

Everything under the sun. At your command.

The powered dual-window sunroof brings the outdoors in with a simple tap. Or just say the word with voice activation. More sunshine, more fresh air, more reasons to hit the road.



More space. More possibilities.

From glamping gear to grocery hauls, the flexible rear-folding seats adapt to whatever adventure you're on. Need more room? Access it effortlessly through the soft-closing swing-type tailgate. No wasted space, just endless possibilities.

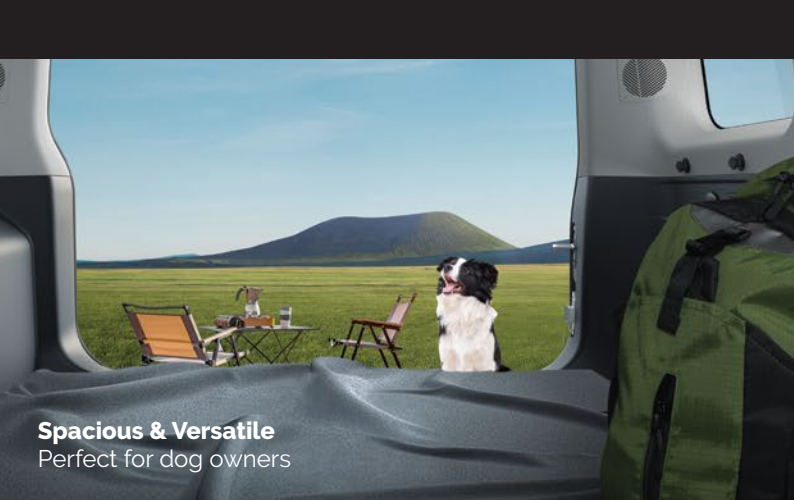




Vehicle to Load (V2L) Function
Power home appliances and electronic devices using the car battery

TOUGH IT OUT IN COMFORT

The Jaecoo J6, with its cubiform design, offers generous space for all passengers. Its driver-centric cockpit puts state-of-the-art features at your fingertips. With thoughtful touches like massage seats and 35 storage spaces, the J6 ensures you can venture forth without roughing it.



Spacious & Versatile
Perfect for dog owners



Ventilated Massage Function
with Lumbar Support



12-speaker
Infinity Sound System




15.6-inch
Central Control Screen


ALL ALUMINIUM. NO COMPROMISE.

With a strong yet lightweight aluminium body, the Jaecoo J6 is built for durability and protection. Ultra-high-strength steel and an integrated die-cast structure in key areas boost passenger compartment safety by 25%. Go ahead – explore with confidence.

Travel **up to 301km** on a single full charge with the 30.6 kWh lithium-ion Chery electric car battery. Charge conveniently with an AC home charger over 8 hours.



The J6 uses LFP batteries which offer **high safety** and **longer life span**.



All-aluminum body with 30yr natural anti-corrosion

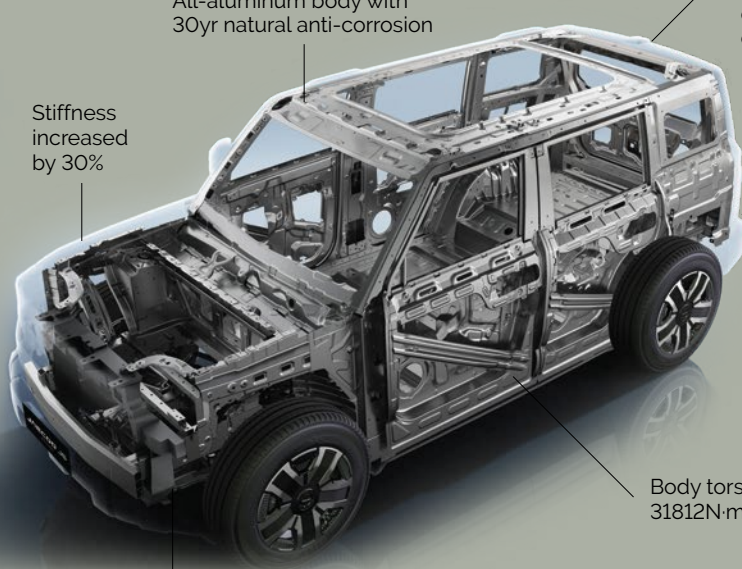
Stiffness increased by 30%

Original multi-cavity closed annular cage body

Ultra-high-strength steel (A/B pillars)

Body torsional stiffness: 31812N·m/deg

CNCAP-5 -star body frame design



13 ADVANCED DRIVER ASSISTANCE SYSTEM



Lane Change Warning (LCW)



Lane Departure Warning (LDW)



Lane Departure Prevention (LDP)



Blind-Spot Detection (BSD)



Door Open Warning (DOW)



Emergency Lane Keeping (ELK)



Traffic Jam Avoidance Assistant (TJA)



Rear Cross Traffic Alert (RCTA)



Front Collision Warning (FCW)



Rear Collision Warning (RCW)



Autonomous Emergency Braking (AEB)



Departure Reminder



Adaptive Cruise Control (ACC)



FULLY EQUIPPED. READY FOR ADVENTURE.

Battery

	Cat A	Cat B
Battery Type	LFP	LFP
Battery Capacity	65.69kWh	69.77kWh
Charging Time (30% - 80%)	30min (DC 80kW)	30min (DC 80kW)
Charging Time (0% - 100%)	10.5hrs (AC 6.6kW)	10.5hrs (AC 6.6kW)
Energy Consumption	21.5kWh/100km	23.7kWh/100km

Performance

Driving Range (WLTP-City)	507km	470km
Driving Range (WLTP-Combined)	354km	342km
Front Motor Power/Torque	-	70kW/165Nm
Rear Motor Power/Torque	99kW/220Nm	135kW/220Nm
Maximum Power	99kW	205kW
Maximum Torque	220Nm	385Nm
Top Speed	150km/h	150km/h
Acceleration (0-100km/h)	10.5s	6.5s
VES Banding	A1	A2
Intelligent Wheel Drive	-	Yes

Chassis & Body

Tyre Size	225/60 R18	225/55 R19
Drive Type	Rear-Wheel Drive	All-Wheel Drive
Front Suspension	Macpherson Strut	Macpherson Strut
Rear Suspension	H-arm multi-link Independent Suspension	Macpherson Strut
Brakes (Front)	Ventilated Disc	Ventilated Disc
Brakes (Rear)	Disc	Disc

Dimensions



Wheelbase	Cat A 2,715mm	Cat B 2,715mm
Trunk Space	450L/1,238L	450L/1,238L
Turning Radius	5.7m	5.7m
Kerb Weight	1,775kg	1,874kg
Gross Weight	2,150kg	2,254kg

Exterior

- LED Headlight with LED Daytime Running Lights & Taillights
- Follow Me Home Headlights
- Electric Hidden Door Handles
- Aero-Optimised Aluminium Alloy Wheels
- Electrical Autofold Heated Side Door Mirrors
- Roof Rails
- Trunk Storage Box

Interior

- Eco Leather Seats
- 6-Way Electrically Adjustable Driver's Seat
- 4-Way Electrically Adjustable Front Passenger's Seat
- Front & Rear Ventilated Seats
- Driver Seat with Welcome Function & Lumbar Support
- Multifunction Steering Wheel
- 9.2" Full LCD Instrument Cluster
- 15.6" Touchscreen Infotainment System
- 64-Colour Rhythmic Front & Rear Row Ambient Lighting
- Panoramic Sunroof
- Driver & Front Passenger Seat with Massage Function — applicable to Cat B

Comfort and Convenience

- 2 Front & 2 Rear USB Ports
- Apple CarPlay & Android Auto
- Bluetooth Phone Connectivity & Streaming
- Wireless Mobile Fast Charger 50W with Cooling System & Reminder
- Auto-Dimming Rear-View Mirror
- Intelligent Voice Assistant
- Vehicle-To-Load (V2L) Discharge Power 3.3 kW
- Keyless Entry with HVAC Start Features
- Sunroof with Rain-Sensing Auto-Close Function

	Cat A	Cat B
Sound System	Dynamic Pioneer	Premium INFINITY
Number of Speakers	8	12
Drive Mode Selection	4	9
Electric Leg Support	Driver Only	Driver & Front Passenger

Safety

- 6 Airbags
- 540° HD Panoramic Camera
- Fatigue Driving Reminder
- Emergency Brake Assist System (EBA)
- Electronic Brake Force Distribution (EBD)
- Traction Control System (TCS)
- Body Stability Control (ESC)
- Parking Brake Deceleration Control System (CDP)
- Vehicle Dynamic Control System (VDC)
- Comfort Brake Function (CST)
- Coordinated Regenerative Braking System (CRBS)
- Hill-start Assist Control (HAC) & Hill Descent Control (HDC)
- Tyre Pressure Monitoring System (TPMS)

Advanced Driver-Assistance Systems

(ADAS)

- Adaptive Cruise Control (ACC)
- Automatic Braking System (ABS)
- Blind Spot Detection (BSD)
- Departure Ahead Inform (DAI)
- Door Opening Warning (DOW)
- Emergency Lane Keeping (ELK)
- Forward Collision Warning (FCW)
- Lane Departure Prevention (LDP)
- Lane Departure Warning (LDW)
- Lane Change Warning (LCW)
- Rear Collision Warning (RCW)
- Rear Cross Traffic Alert (RCTA)
- Traffic Jam Assist (TJA)

Colours



Carbon Crystal Black



Meteor Grey



Rainforest Green



Starlight Silver



Khaki White



Black



Green/Black



SCAN THE QR CODE
FOR MORE
INFORMATION.

Sole Distributor
Vertex Automobile Pte Ltd
Co. Reg. No. 200605693R
omoda-jacoo@vertex.sg

Ubi Showroom:
3 Ubi Road 4
S408608
Tel: 6742 3393

Alexandra Showroom:
One Commonwealth
#01-05/06 S149544
Tel: 6228 2778

AfterSales Service
3 Ubi Road 4
S408608
Tel: 6742 9368

JACOO

Terms and Conditions: All specifications are subject to change without prior notice from Vertex Automobile Pte Ltd. Colours and accessories are for illustrative purposes only and may vary from actual colour and paint finish. Driving range may vary and are influenced by factors due to driving style, load and traffic conditions. Actual Singapore vehicle specifications may vary from the information shown.